




BRAVE WAY ACTIVE SHORTS

Name	BRAVE WAY ACTIVE SHORTS
Style No.	BWAS
Description	The short every person needs for a daily activities, and this one incoporates Natural Stretch Cotton for comfort, breathability, mobility, and also includes zippers on the hem for a closure if needed.
Division	AM 475 - FA2022
Season	FA2022
Year	2022-2023
Size Scale	L -Sample size
	<input type="checkbox"/> XS <input type="checkbox"/> S <input type="checkbox"/> M <input type="checkbox"/> L <input type="checkbox"/> XL <input type="checkbox"/> XXL <input type="checkbox"/> XXXL
Created by/Author	12/13/2022 darius vanvelkinburgh vanvelkinburgh.darius@gmail.com



1. 


OLIVE GREEN
Custom Code: 5C694D
Int. Code: Not Set
Ext. Code: Not Set



2.



MILITARY BLUE
Custom Code: 394F79
Int. Code: Not Set
Ext. Code: Not Set



3. 

STONE BLACK
Custom Code: 3A3A3A
Int. Code: Not Set
Ext. Code: Not Set



Instagram progile pic_Colorway A_1-1



Instagram progile pic_Colorway A Copy 2_1-1



Instagram progile pic_Colorway A Copy 1_1-1



Instagram progile pic_Colorway A Copy 2_5-1




Components (4)

- B1** Stretch Woven Cotton
- B2** Stretch Woven Cotton
- B3** 50% Polyester 50%Spandex
- B4** 50% Polyester 50%Spandex

Instagram profigle pic_Colorway A Copy 2_3-1



Instagram progile pic_Colorway A_5-1



Construction Details (5)

- C1** 301 topstitch
- C2** Double Needle Top Stitch
- C3** Double Needle Top Stitch
- C4** Elastic Waistband
- C5** Invisible Zipper

Instagram profile pic_Colorway A_3-1



Points of measure (6)

- D1** Front Rise
- D2** Bottom Hem
- D3** Bottom Hem
- D4** Waistband Width (knit)
- D5** Waistband Depth
- D6** Front Pocket Height

Instagram progile pic_Colorway A Copy 1_3-1



Points of measure (1)

D1 Back Rise

Instagram progile pic_Colorway A Copy 1_5-1




Small

back tag4-1



render_7685-1



render_8498-1



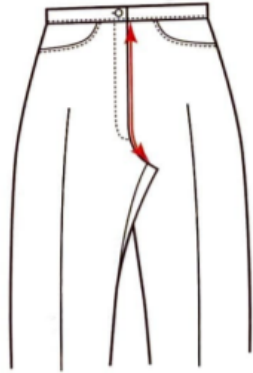
THUMBNAIL	COMPONENT	QTY	PLACEMENT	STATUS	COO	1. ● OLIVE GREEN CODE: 5C694D	2. ● MILITARY BLUE CODE: 394F79	3. ● STONE BLACK CODE: 3A3A3A
MATERIALS								
1	 Stretch Woven Cotton CODE: SWC001 Supplier: Factory Supplied Content (Fiber Content): 60% Cotton 40% Polyester Weight (GSM): 340 Finishes: N/A Dye Method: Piece Dyed Size: N/A AM 475 - Developer's Name: Darius Vanvelkinburgh	3 /yd		Approved	China	- Stretch Woven Cotton-SWC001 n/a Price: \$2	- Stretch Woven Cotton-SWC001 n/a Price: \$2	- Stretch Woven Cotton-SWC001 n/a Price: \$2
TRIMS								
2	 100% Cotton Thread Lehnhausen CODE: k0kLd Supplier: Factory Supplied Content (Fiber Content): 100% cotton Fabric Width: 48" Finishes: NA Dye Method: Piece Dyed Size: NA AM 475 - Developer's Name: Lehnhausen	1 /Pieces		In Development	China	-  0000 DTM Custom Code: 0000DTM Price: \$0.55	-  0000 DTM Custom Code: 0000DTM Price: \$0.55	-  0000 DTM Custom Code: 0000DTM Price: \$0.55
3	 1 IN. KNIT ELASTIC CODE: KE256 Content (Fiber Content): 65% POLYESTER 35% RUBBER	1 /Gross		Approved		- 1 IN. KNIT ELASTIC-KE256 n/a Price: \$0.7	- 1 IN. KNIT ELASTIC-KE256 n/a Price: \$0.7	- 1 IN. KNIT ELASTIC-KE256 n/a Price: \$0.7
4	 INVISIBLE ZIPPER CODE: IZ001 Supplier: Factory Supplied Content (Fiber Content): NYLON Finishes: N/A Dye Method: Piece Dyed Size: 34 INCHES AM 475 - Developer's Name: DARIUS VANVELKINBURGH			Approved		-  DTM Custom Code: 000002 Price: \$0.02	-  DTM Custom Code: 000002 Price: \$0.02	-  DTM Custom Code: 000002 Price: \$0.02
PACKAGING/LABELS								
5	 Poly Bag CODE: PB0001 Supplier: Factory Supplied Dye Method: N/A Size: 6x1x9 AM 475 - Developer's Name: Darius Vanvelkinburgh	1 /Pieces		Approved	China	- Poly Bag-PB0001 n/a Price: \$0.1	- Poly Bag-PB0001 n/a Price: \$0.1	- Poly Bag-PB0001 n/a Price: \$0.1
6	 Hang Tag D&F CODE: HT0002 Supplier: Factory Supplied Content (Fiber Content): Paper Finishes: N/A Dye Method: N/A Size: 2x4 AM 475 - Developer's Name: Darius Vanvelkinburgh	1 /Pieces		Approved	China	- Hang Tag D&F-HT0002 n/a Price: \$0.05	- Hang Tag D&F-HT0002 n/a Price: \$0.05	- Hang Tag D&F-HT0002 n/a Price: \$0.05



BRAVE WAY ACTIVE SHORTS - Style #BWAS

AM 475 - FA2022, FA2022, 2022-2023

THUMBNAIL	COMPONENT	QTY	PLACEMENT	STATUS	COO	1. ● OLIVE GREEN CODE: 5C694D	2. ● MILITARY BLUE CODE: 394F79	3. ● STONE BLACK CODE: 3A3A3A
7	Size Label CODE: SL001 Supplier: Factory Supplied Content (Fiber Content): 100% Cotton Finishes: N/A Dye Method: N/A Size: 2x1 AM 475 - Developer's Name: Darius Vanvelkinburgh	1 /Pieces		Approved	China	- Size Label-SL001 n/a Price: \$0.05	- Size Label-SL001 n/a Price: \$0.05	- Size Label-SL001 n/a Price: \$0.05
Components 7						Total \$7.45	Total \$7.45	Total \$7.45




107.

Front Rise



108.

Back Rise



105.

Inseam



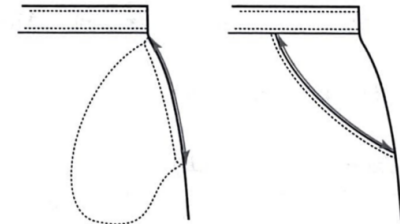
106.

Outseam



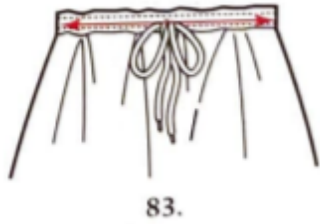
81.

Waistband Depth

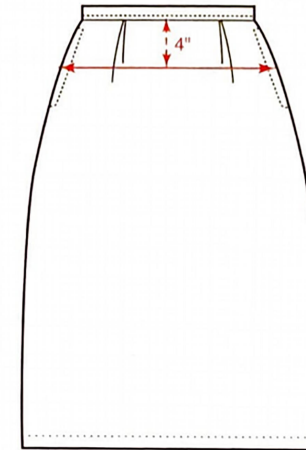


127.

Pocket Opening Within A Seam



83.
Waistband Width Circumference (Woven)



87.
High Hip Width Circumference (Woven)



110.
Thigh Width Circumference (Woven)



114.
Leg Opening Width Circumference (Woven)



Sample Size: L

POINT OF MEASURE	CODE	HOW TO MEASURE	CRITICAL	TYPE	TOLERANCE	XS	S	M	L	XL	XXL	XXXL
Front Rise	107	Measure from bottom edge of waistband/seam to crotch joining seam, following curve of front rise seam	false	Full	3/8 in	-1/4 in	-1/4 in	-1/4 in	10 1/2 in	1/4 in	1/4 in	1/4 in
Back Rise	108	Measure from bottom edge of waistband/seam to crotch joining seam, following curve of back rise seam.	false	Full	3/8 in	-1/4 in	-1/4 in	-1/4 in	12 1/2 in	1/4 in	1/4 in	1/4 in
Inseam	105	Measure from crotch joining seam to bottom of leg opening, following inseam/inner fold	true	Half	3/8 in	-1/4 in	-1/4 in	-1/4 in	8 1/2 in	1/4 in	1/4 in	1/4 in
Outseam	106	Measure from bottom edge of waistband/seam to bottom of garment along side seam/fold	true	Half	3/8 in	-1/4 in	-1/4 in	-1/4 in	17 1/2 in	1/4 in	1/4 in	1/4 in
Waistband Depth	81	Measure from top of waistband edge straight down to bottom of waistband at waistband joining seam. [Note: If waistband is contoured, indicate measurement change on spec sheet.]	false	Full	1/8 in	-1/4 in	-1/4 in	-1/4 in	1 1/2 in	1/4 in	1/4 in	1/4 in
Pocket Opening Within a Seam	127	Measure from top of pocket to bottom along edge of pocket opening	true	Full	1/4 in	-1/4 in	-1/4 in	-1/4 in	5 1/2 in	1/4 in	1/4 in	1/4 in
Drawstring length	Draw1	Half of total drawstring length	true	Half	1/2 in	0 in	0 in	0 in	12 in	0 in	0 in	0 in
Waistband Width Circumference (woven)	83	Measure from side of bottom band to side of bottom band along center of band, following natural contour of waistband. Reporting half of the circumference measurement.	false	Half	1 in	-1/4 in	-1/4 in	-1/4 in	14 1/2 in	1/4 in	1/4 in	1/4 in
High Hip Width Circumference (woven)	87	Measure from edge of garment/ side seam to edge of garment/ side seam at a point 4" below bottom edge of waistband/ seam, following contour of waist. Reporting half of the circumference measurement. [Note: The 4" point is for misses/women's wear only; adjust as needed 1/2" to 1" up or down for children's, petite's, junior's, or large/plus sizes. Indicate change on spec sheet.]	false	Half	0 in	-1/4 in	-1/4 in	-1/4 in	16 1/2 in	1/4 in	1/4 in	1/4 in
Low Hip Width Circumference from Waist (woven)	89	Measure from edge of garment/side seam to edge of garment/side seam at a point 7" below bottom of edge of waistband/seam following contour of waist. Reporting half of the circumference measurement.	true	Half	0 in	-1/4 in	-1/4 in	-1/4 in	20 1/2 in	1/4 in	1/4 in	1/4 in
Thigh Width Circumference (woven)	110	Measure from pant leg edge/seam to pant leg edge/seam straight across pant leg @ 1" below crotch and parallel to leg opening. Reporting half of the circumference measurement.	false	Half	1/2 in	-1/4 in	-1/4 in	-1/4 in	11 in	1/4 in	1/4 in	1/4 in



Leg Opening Width Circumference (Woven)	114	<p>Measure from pant leg edge/seam to pant edge/seam straight across bottom edge of leg opening. Reporting half of the circumference measurement. (Note: If leg opening is contoured, follow contour and indicate measurement change on spec sheet).</p>	true	Half	1/4 in	0 in	0 in	0 in	10 in	0 in	0 in	0 in
---	-----	--	------	------	--------	------	------	------	-------	------	------	------



Sample Size: L

POINT OF MEASURE	CODE	HOW TO MEASURE	CRITICAL	TYPE	TOLERANCE	XS	S	M	L	XL	XXL	XXXL
Front Rise	107	Measure from bottom edge of waistband/seam to crotch joining seam, following curve of front rise seam	false	Full	3/8 in	9 3/4 in	10 in	10 1/4 in	10 1/2 in	10 3/4 in	11 in	11 1/4 in
Back Rise	108	Measure from bottom edge of waistband/seam to crotch joining seam, following curve of back rise seam.	false	Full	3/8 in	11 3/4 in	12 in	12 1/4 in	12 1/2 in	12 3/4 in	13 in	13 1/4 in
Inseam	105	Measure from crotch joining seam to bottom of leg opening, following inseam/inner fold	true	Half	3/8 in	7 3/4 in	8 in	8 1/4 in	8 1/2 in	8 3/4 in	9 in	9 1/4 in
Outseam	106	Measure from bottom edge of waistband/seam to bottom of garment along side seam/fold	true	Half	3/8 in	16 3/4 in	17 in	17 1/4 in	17 1/2 in	17 3/4 in	18 in	18 1/4 in
Waistband Depth	81	Measure from top of waistband edge straight down to bottom of waistband at waistband joining seam. [Note: If waistband is contoured, indicate measurement change on spec sheet.]	false	Full	1/8 in	3/4 in	1 in	1 1/4 in	1 1/2 in	1 3/4 in	2 in	2 1/4 in
Pocket Opening Within a Seam	127	Measure from top of pocket to bottom along edge of pocket opening	true	Full	1/4 in	4 3/4 in	5 in	5 1/4 in	5 1/2 in	5 3/4 in	6 in	6 1/4 in
Drawstring length	Draw1	Half of total drawstring length	true	Half	1/2 in	12 in	12 in	12 in	12 in	12 in	12 in	12 in
Waistband Width Circumference (woven)	83	Measure from side of bottom band to side of bottom band along center of band, following natural contour of waistband. Reporting half of the circumference measurement.	false	Half	1 in	13 3/4 in	14 in	14 1/4 in	14 1/2 in	14 3/4 in	15 in	15 1/4 in
High Hip Width Circumference (woven)	87	Measure from edge of garment/side seam to edge of garment/side seam at a point 4" below bottom edge of waistband/seam, following contour of waist. Reporting half of the circumference measurement. [Note: The 4" point is for misses/women's wear only; adjust as needed 1/2" to 1" up or down for children's, petite's, junior's, or large/plus sizes. Indicate change on spec sheet.]	false	Half	0 in	15 3/4 in	16 in	16 1/4 in	16 1/2 in	16 3/4 in	17 in	17 1/4 in
Low Hip Width Circumference from Waist (woven)	89	Measure from edge of garment/side seam to edge of garment/side seam at a point 7" below bottom of edge of waistband/seam following contour of waist. Reporting half of the circumference measurement.	true	Half	0 in	19 3/4 in	20 in	20 1/4 in	20 1/2 in	20 3/4 in	21 in	21 1/4 in
Thigh Width Circumference (woven)	110	Measure from pant leg edge/seam to pant leg edge/seam straight across pant leg @ 1" below crotch and parallel to leg opening. Reporting half of the circumference measurement.	false	Half	1/2 in	10 1/4 in	10 1/2 in	10 3/4 in	11 in	11 1/4 in	11 1/2 in	11 3/4 in



Leg Opening Width Circumference (Woven)	114	Measure from pant leg edge/seam to pant edge/seam straight across bottom edge of leg opening. Reporting half of the circumference measurement. (Note: If leg opening is contoured, follow contour and indicate measurement change on spec sheet).	true	Half	1/4 in	10 in	10 in	10 in	10 in	10 in	10 in	10 in
---	-----	---	------	------	--------	-------	-------	-------	-------	-------	-------	-------

**Sample Size: L**

POINT OF MEASURE	CODE	HOW TO MEASURE	CRITICAL	TYPE	TOLERANCE
Front Rise	107	Measure from bottom edge of waistband/seam to crotch joining seam, following curve of front rise seam	false	Full	3/8 in
Back Rise	108	Measure from bottom edge of waistband/seam to crotch joining seam, following curve of back rise seam.	false	Full	3/8 in
Inseam	105	Measure from crotch joining seam to bottom of leg opening, following inseam/inner fold	true	Half	3/8 in
Outseam	106	Measure from bottom edge of waistband/seam to bottom of garment along side seam/fold	true	Half	3/8 in
Waistband Depth	81	Measure from top of waistband edge straight down to bottom of waistband at waistband joining seam. [Note: If waistband is contoured, indicate measurement change on spec sheet.]	false	Full	1/8 in
Pocket Opening Within a Seam	127	Measure from top of pocket to bottom along edge of pocket opening	true	Full	1/4 in
Drawstring length	Draw1	Half of total drawstring length	true	Half	1/2 in
Waistband Width Circumference (woven)	83	Measure from side of bottom band to side of bottom band along center of band, following natural contour of waistband. Reporting half of the circumference measurement.	false	Half	1 in
High Hip Width Circumference (woven)	87	Measure from edge of garment/ side seam to edge of garment/ side seam at a point 4" below bottom edge of waistband/ seam, following contour of waist. Reporting half of the circumference measurement. [Note: The 4" point is for misses/women's wear only; adjust as needed 1/2" to 1" up or down for children's, petite's, junior's, or large/plus sizes. Indicate change on spec sheet.]	false	Half	0 in
Low Hip Width Circumference from Waist (woven)	89	Measure from edge of garment/side seam to edge of garment/side seam at a point 7" below bottom of edge of waistband/seam following contour of waist. Reporting half of the circumference measurement.	true	Half	0 in
Thigh Width Circumference (woven)	110	Measure from pant leg edge/seam to pant leg edge/seam straight across pant leg @ 1" below crotch and parallel to leg opening. Reporting half of the circumference measurement.	false	Half	1/2 in
Leg Opening Width Circumference (Woven)	114	Measure from pant leg edge/seam to pant edge/seam straight across bottom edge of leg opening. Reporting half of the circumference measurement. (Note: If leg opening is contoured, follow contour and indicate measurement change on spec sheet).	true	Half	1/4 in